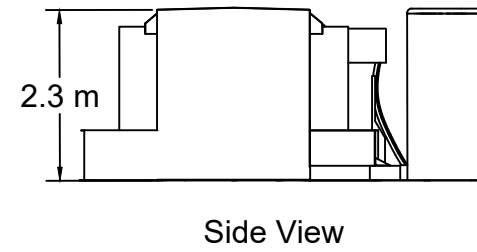
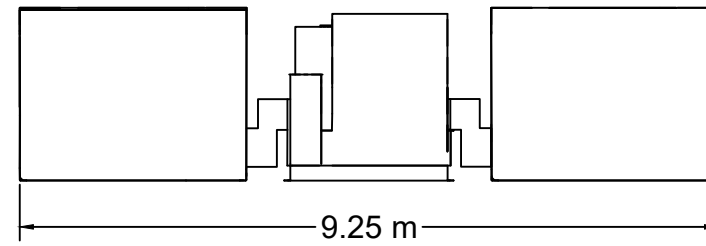
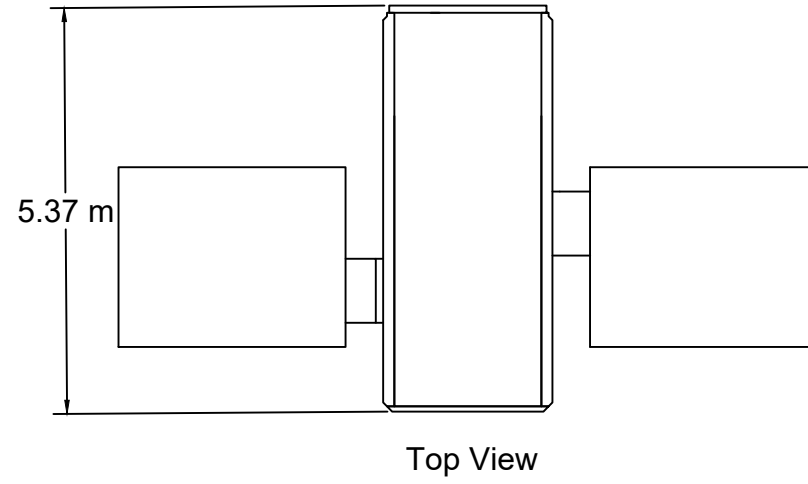


LEGEND



SCALE 1 : 100



NOTES:

1. THESE ELEVATIONS ARE INDICATIVE, BASED ON TYPICAL EQUIPMENT. THE ACTUAL DIMENSIONS OF EQUIPMENT AND BUILDINGS MAY BE DIFFERENT. MAXIMUM HEIGHTS OF EQUIPMENT ARE STATED IN THE DESIGN AND ACCESS STATEMENT.

R0	31/07/24	FOR INFORMATION	KB	JMB	RL
Rev.	Date	Amendment Details	Drw'n	Chk'd	App'd

This drawing should not be relied on or used in circumstances other than those for which it was originally prepared and for which TNEI Services Ltd was commissioned. TNEI Services Ltd accepts no responsibility for this drawing to any party other than the person by whom it was commissioned. Any party which breaches the provisions of this disclaimer shall indemnify TNEI Services Ltd for all loss or damage arising therefrom.



Client



Drawing Status

FOR INFORMATION

Project Title

RASHLEY BESS

Drawing Title

INDICATIVE  
MV SKID

Scale	1:100	Designed	KB	Drawn	KB	Checked	JMB	Approved	RL
Original Size	A3	Date	31/07/24	Date	31/07/24	Date	31/07/24	Date	08/08/24
Drawing Number	16383-019							Revision	R0