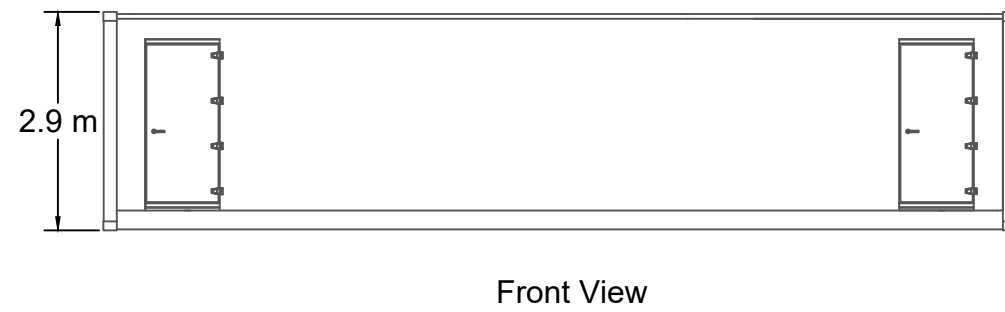
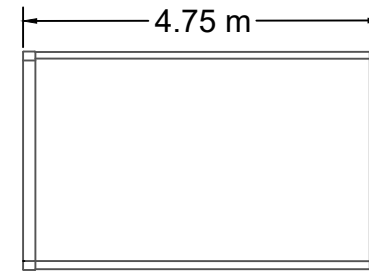
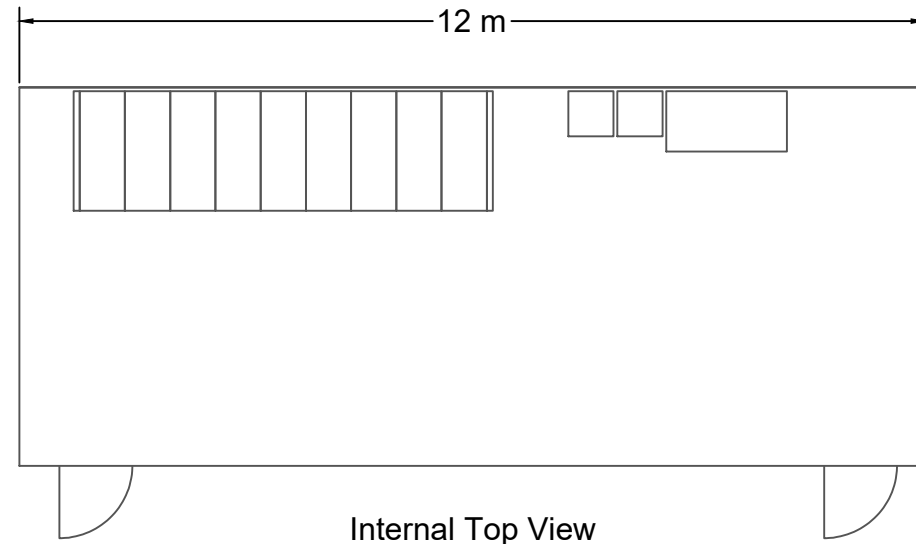


LEGEND



NOTES:

1. THESE ELEVATIONS ARE INDICATIVE, BASED ON TYPICAL EQUIPMENT. THE ACTUAL DIMENSIONS OF EQUIPMENT AND BUILDINGS MAY BE DIFFERENT. MAXIMUM HEIGHTS OF EQUIPMENT ARE STATED IN THE DESIGN AND ACCESS STATEMENT.

R0	31/07/24	FOR INFORMATION	KB	JMB	RL
Rev.	Date	Amendment Details	Drw'n	Chk'd	App'd

This drawing should not be relied on or used in circumstances other than those for which it was originally prepared and for which TNEI Services Ltd was commissioned. TNEI Services Ltd accepts no responsibility for this drawing to any party other than the person by whom it was commissioned. Any party which breaches the provisions of this disclaimer shall indemnify TNEI Services Ltd for all loss or damage arising therefrom.



Drawing Status: FOR INFORMATION

Project Title: RASHLEY BESS

Drawing Title: INDICATIVE MV SWITCHROOM

Scale	Designed	Drawn	Checked	Approved
1:100	KB	KB	JMB	RL
Original Size	Date	Date	Date	Date
A3	31/07/24	31/07/24	31/07/24	08/08/24
Drawing Number	Revision			
16383-020	R0			

SCALE 1 : 100

